



Advanced Care Paramedic Advanced Certificate

Cohort 46
 Respondents 31
 Response Rate 67%

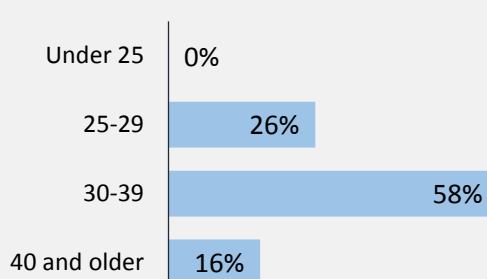
Description of Survey Respondents

Demographics

Gender



Age at the Time of the Survey



Aboriginal Identity

3%

Based on domestic students only.

Median Age

32

Further Education

13%

took further studies after graduating from their program

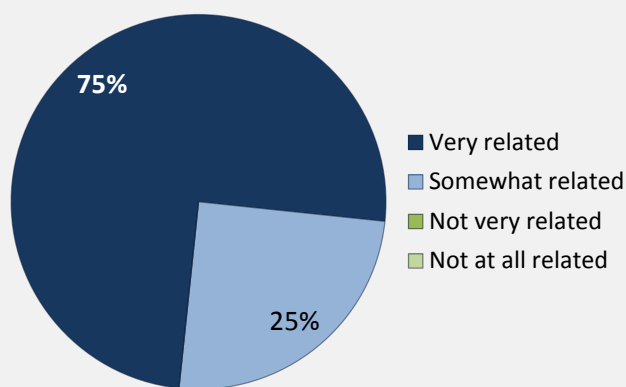
100%

of those who had taken further studies said their program helped prepare them

13%

of respondents were currently studying

Further Studies Related to Program



Of those who have taken further studies, including still attending.

n = 4

50%

of those who took further studies expected transfer credit
 n = 2

Of those who expected transfer credit:

100%

Received transfer credit

100%


were Very satisfied or Satisfied with their transfer experience

Past Education

87%

of respondents had taken previous post-secondary education

n = 26



Credentials are based on those who had taken previous post-secondary education.
 Respondents could report more than one type of post-secondary credential.

Beginning in 2015, respondents were asked if they took ABE or ESL courses during or prior to their studies

Adult Basic Education

34%

English as a Second Language

3%



Advanced Care Paramedic Advanced Certificate

Cohort 46
 Respondents 31
 Response Rate 67%

Employment Outcomes

In labour force	100%
Employment rate	100%
Unemployment rate	0.0%

"Employment rate" is the number employed as a percentage of all respondents. The "Unemployment rate" is the number of unemployed as a percentage of respondents in the labour force.

Of those employed: n = 31

Employed full-time	97%
Employed in permanent job	94%
Employed in training-related job	100%
Had current job before/during...	55%

**Weekly Hours Worked
 (median, main job)**

48

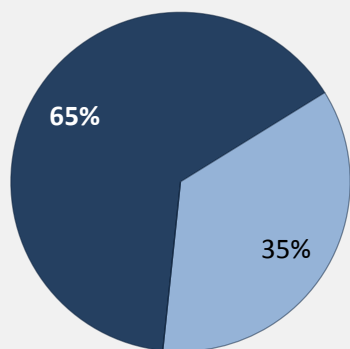
**Hourly Wage
 (median, main job)**

\$31

Hourly Wage Group (main job)

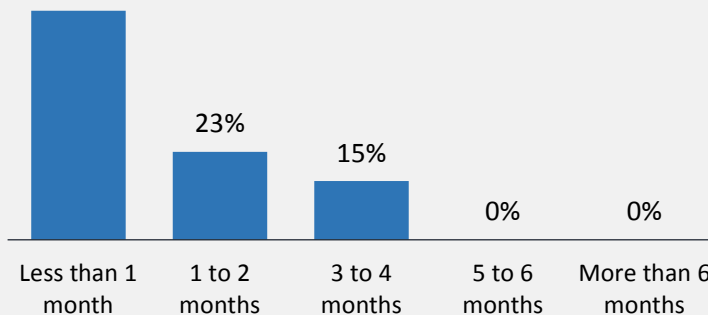
\$10 or less	0%
\$10.01 to \$15	0%
\$15.01 to \$20	0%
\$20.01 to \$25	0%
\$25.01 to \$30	42%
More than \$30	58%

Skills and Knowledge Gained Useful in Performing Job



■ Very useful
 ■ Useful
 ■ Not very useful
 ■ Not at all useful

Time Spent Looking For Employment



Top Occupations (4-digit NOC)

	# Employed	% of those employed
3234: Paramedical occupations	31	100%



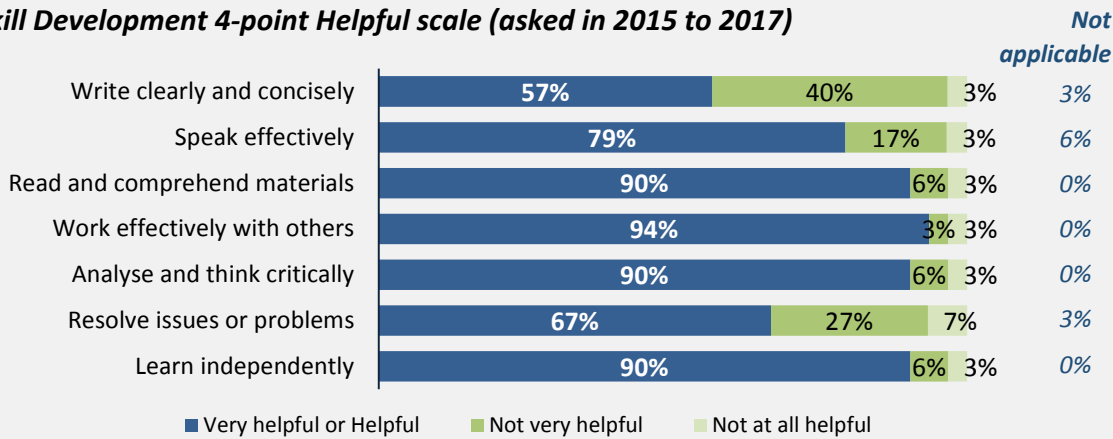
**Advanced Care Paramedic
 Advanced Certificate**

Cohort 46
 Respondents 31
 Response Rate 67%

Skill Development and Post-Secondary Experience

In 2015, the skill development questions changed from a 5-point Well scale to a 4-point Helpful scale.

Skill Development 4-point Helpful scale (asked in 2015 to 2017)



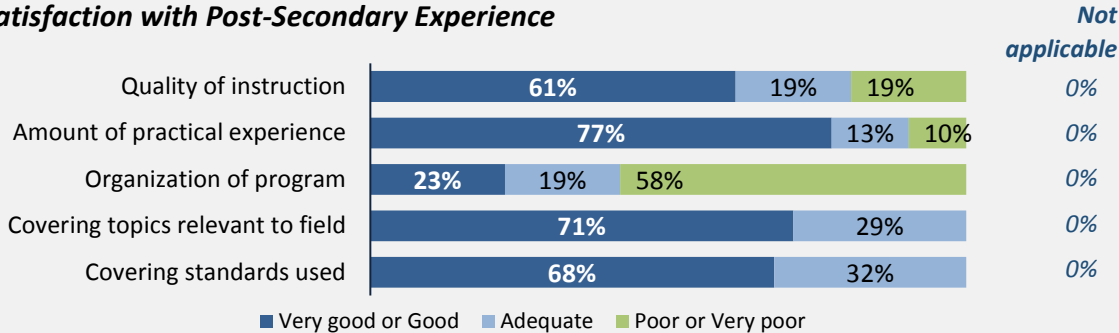
Percentages are based on those who gave a valid rating, excluding those who said Not applicable.

**Overall Skill Rating
 (2015 to 2017)**

81%

Overall Skill Rating is an average of the percentages of those who answered Very helpful or Helpful to the 7 skill development questions. (AEST performance measures.)

Satisfaction with Post-Secondary Experience



Percentages are based on those who gave a valid rating, excluding those who said Not applicable.

94%

said they were Satisfied or Very satisfied with the education they received.